

# COMPLETE MATERIAL HANDLING SOLUTIONS


# 1001 Series – Low Profile Belt Conveyor Systems

## END DRIVE CONVEYORS – 1001 ED

- Rigid and Single piece aluminium Frame\*
- Built in T slots profile for accessory mounting
- V-Guide Belt for best tracking and side loading applications
- High speed applications with knife edge roller available for tight transfer
- Available in AC and brushless DC motor option
- Mostly Used in all General Applications area

### AVAILABLE IN TWO DRIVE OPTIONS

- Transmission Drive
- Direct Drive



Motor Mounting



## CENTER DRIVE CONVEYORS – 1001CD

- Center Drive adjustable mounting positioning at any length of conveyor
- Rigid and Single piece aluminium Frame\* with easy belt change option
- Built in T slots profile for accessory mounting
- V-Guide Belt for best tracking and side loading applications
- High speed applications with knife edge roller available for tight transfer
- Available in AC and brushless DC motor option
- Mostly Used in all General Applications, small product transfer, tight space application.

### AVAILABLE IN TWO DRIVE OPTIONS

- Transmission Drive
- Direct Drive



Adjustable Center Drive



## Z FRAME CONVEYORS – 1001ZD

- Z Conveyor is suitable for elevating and lowering application

### 3 STANDARD ANGLE OPTIONS



#### CLEATED BELT :

- Cleat Height : Upto 2" (50.8mm)
- Side Wall Height : 1" (25.4mm)

#### SPECIFICATIONS

Belt Width	8" (203.2mm), 10" (254mm)
Angular Length	Upto 10' (3050mm)
Load	Up to 50Kg
Speed	Up to 60mpm
Customized angle available on request	



## INCLINE FRAME CONVEYORS – 1001ID

- Incline Conveyor is suitable for elevating and lowering application.
- Incline Conveyor with plain friction belt for any flat product transfer.

### 3 STANDARD ANGLE OPTIONS

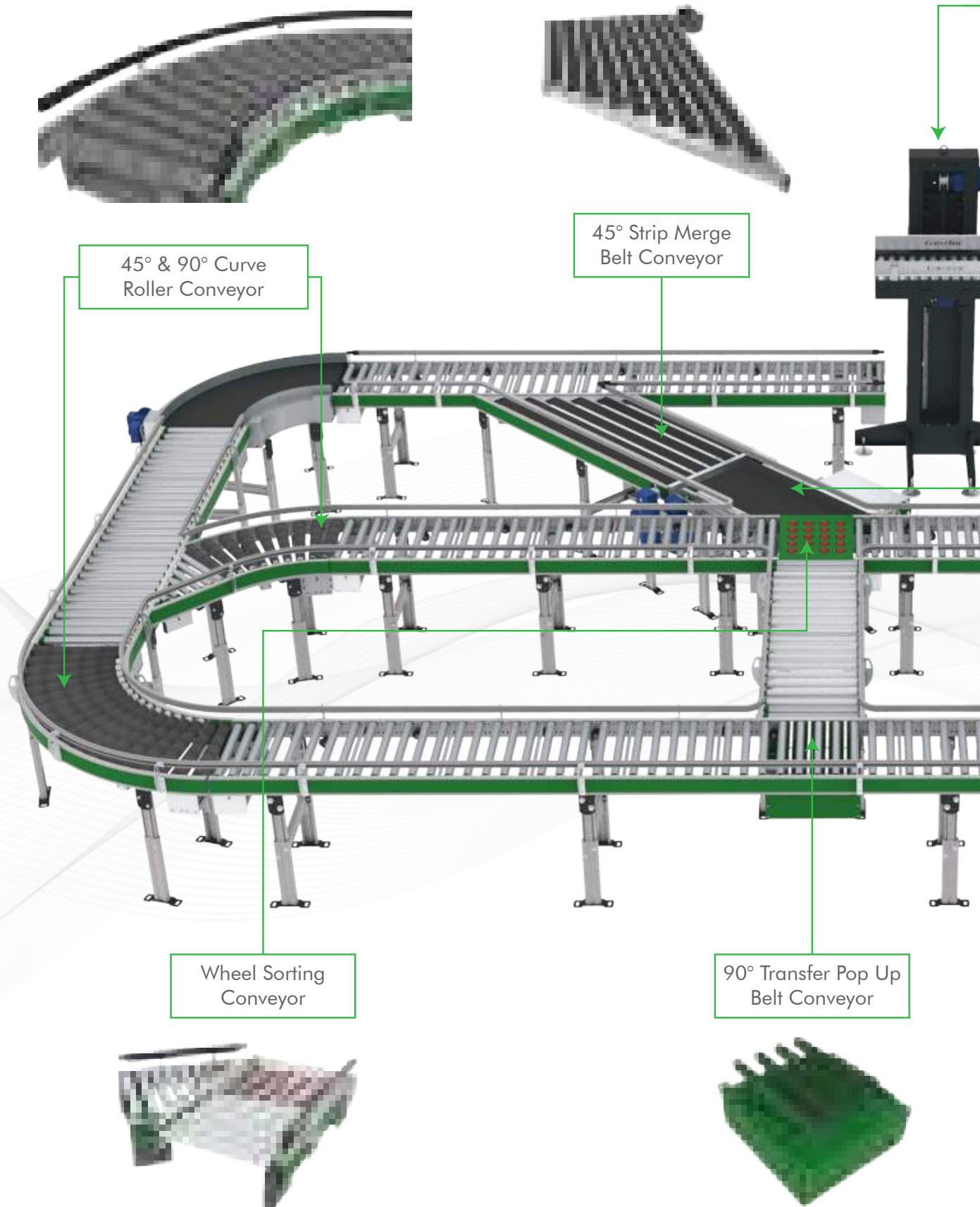


#### SPECIFICATIONS

Belt Width	8"(203.2mm),10"(254mm)
Angular Length	Upto 20'(6096mm)
Load	Upto 50Kg
Speed	Upto 60mpm
Customized angle available on request	



# 3001 Series – Intralogistics Conveyor Systems







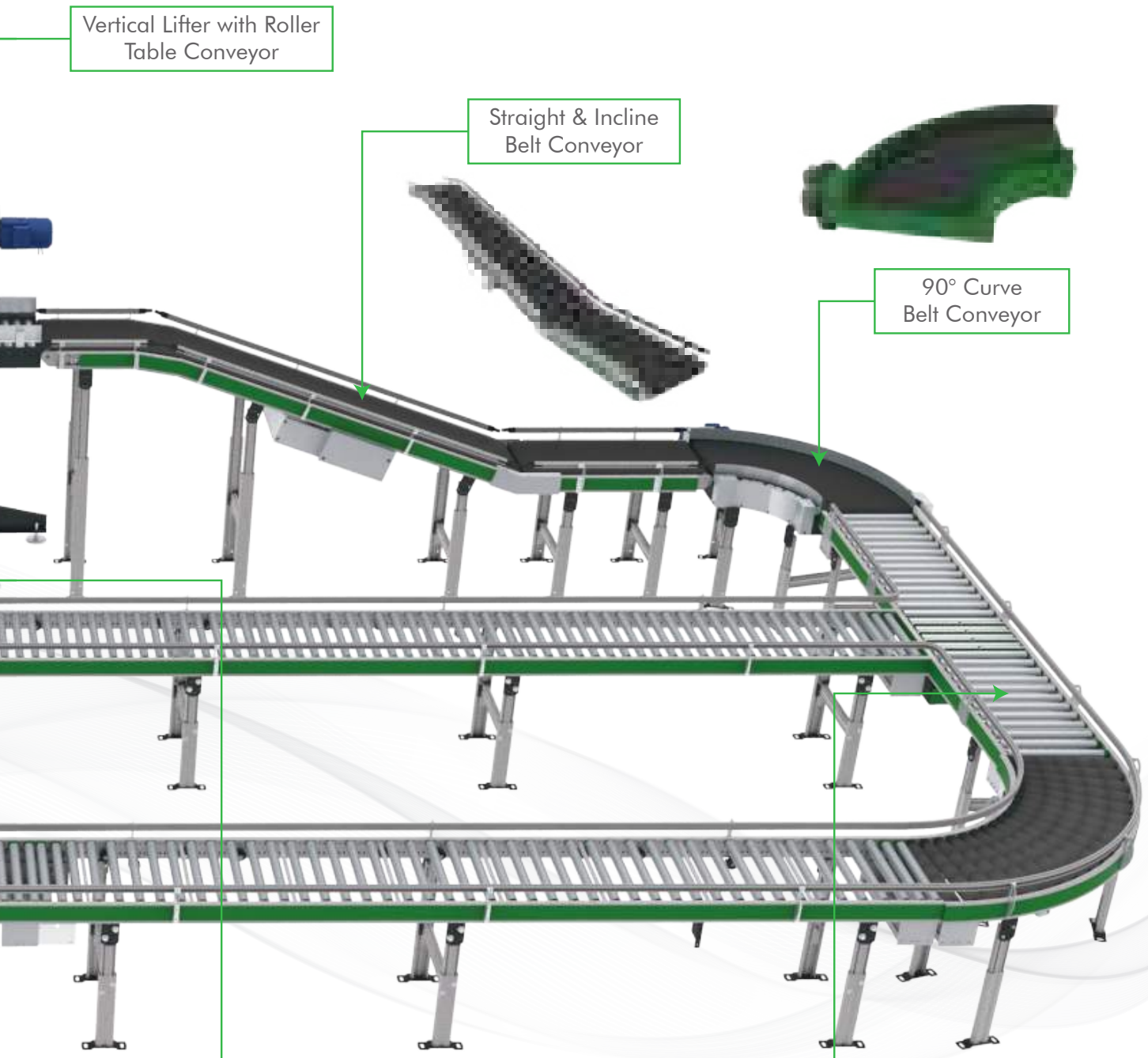
Vertical Lifter with Roller Table Conveyor

Straight & Incline Belt Conveyor

90° Curve Belt Conveyor

45° Merge & Divert Belt Conveyor

Straight Roller Powered Conveyor




# 5001 Series – Modular Plastic Chain Systems


## CHAIN CONVEYORS – 5001

- Rigid aluminium Frame
- Built in T slats profile for accessory mounting
- Space saving design
- High speed applications with horizontal wheel bend available for tight transfer
- Less maintenance
- Mostly Used in all General Applications area


## AVAILABLE IN DIFFERENT WIDTH OPTIONS




CS - 45mm




CL - 65mm



CM - 85mm



CH - 105mm




CK - 103mm



CB - 140mm




CB - 175mm



CB - 295mm

## MODULAR CHAIN CONVEYOR — 5001

Conveline 5001 series conveyor system is best suitable for small curves & elevation changes in the plant with modular components.



## SPIRAL CONVEYOR


Conveline's Spiral Conveyor effectively handles any conveyable loads including bundles totes, trays, pales shrink wrapped cans & bottles. It can be used as an elevator and lowerators in packaging lines having 24X7 operations. No wonder, Spiral Conveyors are used across a broad spectrum of industries like logistics, foods & beverages, etc.

### Advantages

- Low Chain Tension
- Design and Product range Versatility
- Low Maintenance
- Easy to Assemble
- Outstanding Load Capacity &
- Smooth Operation.


### Salient Features

- Small footprint
- High Throughput
- Requires One Drive
- Easy to Install
- Low Maintenance
- High Quality

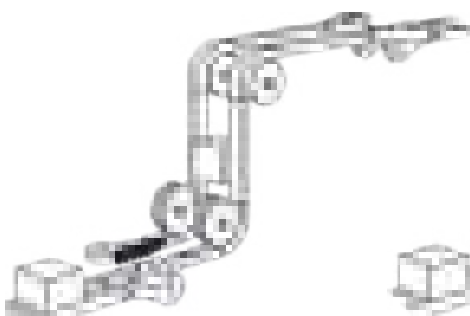


## WEDGE CONVEYOR

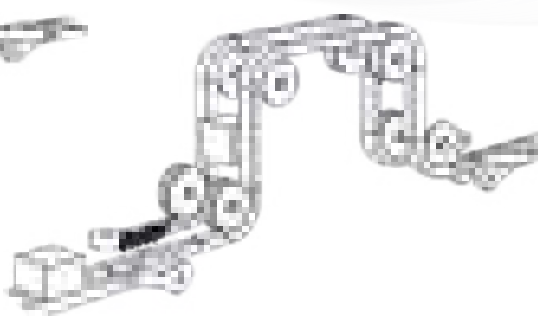
Wedge conveyors are best suitable for elevating or lowering the product with minimum floor space requirement where higher productivity is required.



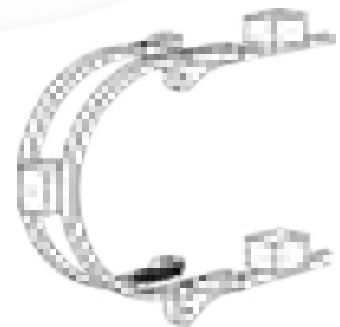
## CONFIGURATION



S Type



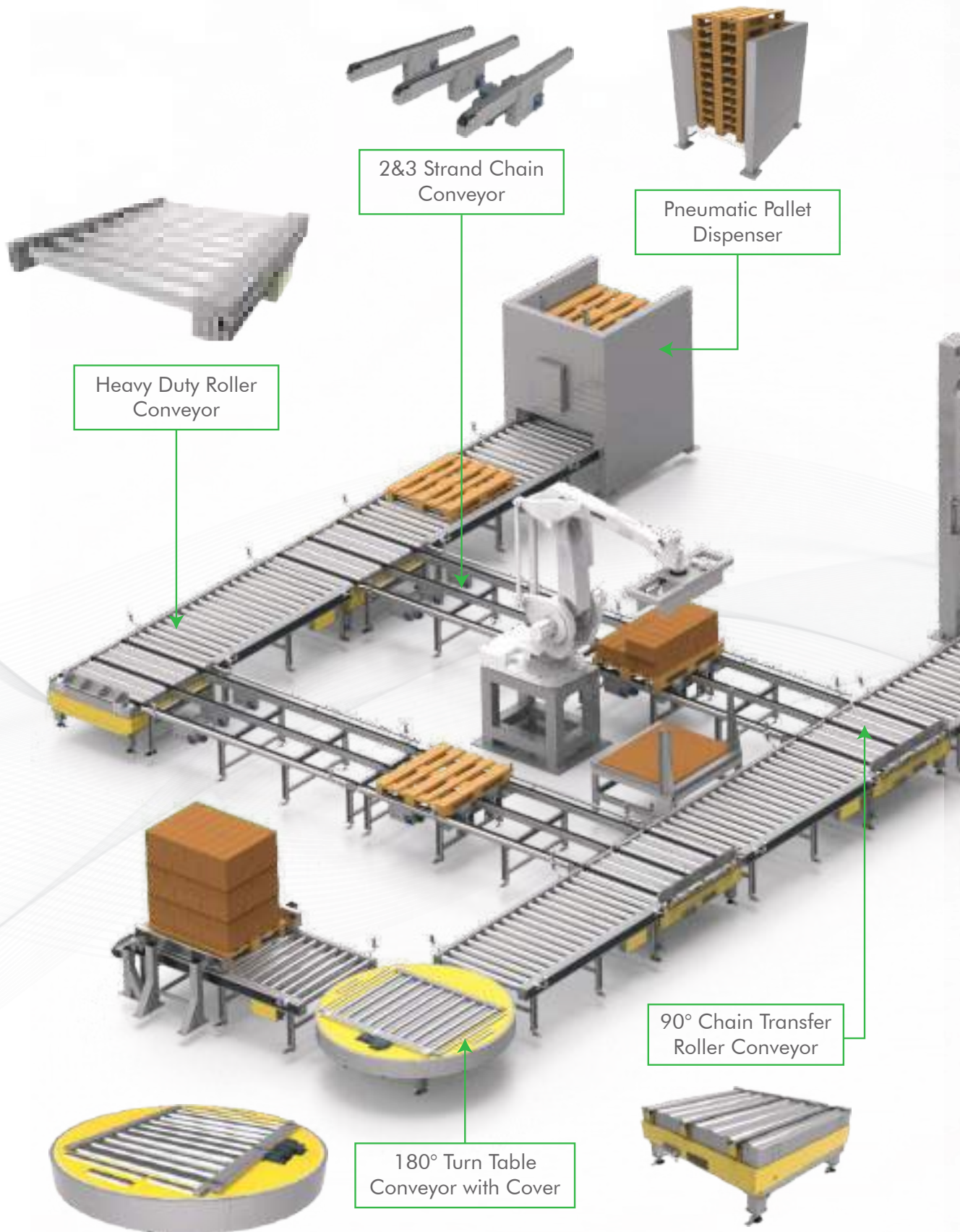
U Type



C Type



# 9001 Series – Pallet Handling Conveyor Systems





**Maximum Pallet Loads**

**Roller Pitch**

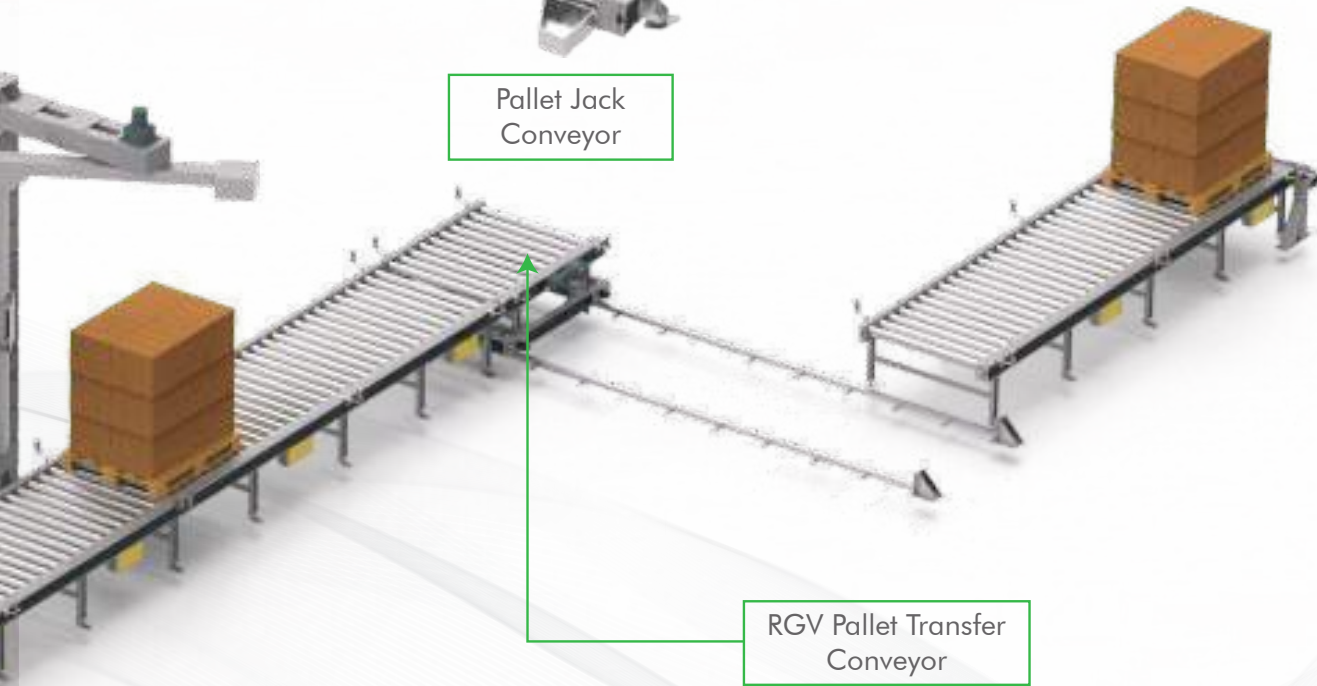
150mm, 175mm, 200mm

**Load Kg.**

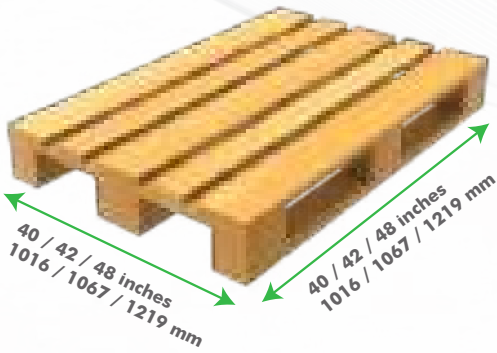
1500kg, 1200kg, 900kg



Pallet Jack  
Conveyor




RGV Pallet Transfer  
Conveyor



# Conveyor Rollers

## GRAVITY CONVEYOR ROLLERS

Our wide range of gravity rollers covers applications from light to heavy duty industry requirements. Significant benefits for gravity application are our free running bearings that allow gravity conveyor rollers to give peak performance all the time. Our wide range of gravity rollers include mild steel, stainless steel and plastic, delivering a handling performance of up-to 500kg per roller.

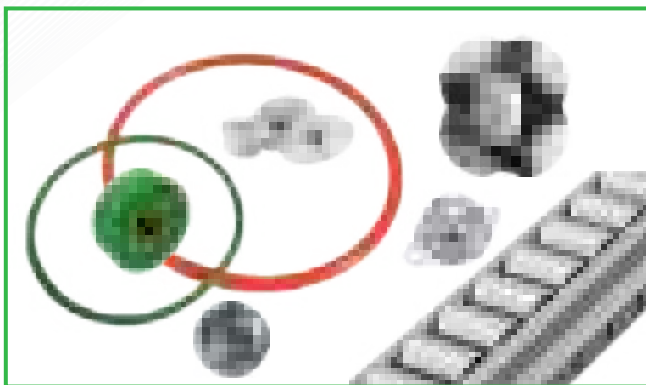


## FIXED DRIVEN CONVEYOR ROLLERS

Our fixed driven conveyor rollers range from 50mm diameter medium duty to 89mm diameter heavy duty steel rollers fitted with welded Steel Sprockets, Polyamide Sprocket, Poly V Belt Drive, Timing Belt Drive and O Ring Drive. Single and Double sprocket options are available for all fixed driven conveyor rollers.

## GROOVED CONVEYOR ROLLERS

Grooved rollers for lineshaft conveyors are available with zinc plated steel tubes and stainless-steel tubes in a choice of tube diameters 50mm. Single or double grooved rollers are available. You can choose the number and location of grooves, while anti-static construction is standard.




## ROLLER CONVEYOR ACCESSORIES

We have a wide range of roller conveyor accessories available with us to satisfy stringent demands. From handling O-ring conveyor, Poly v belt conveyor, Flexible skate wheel, Free wheel, Flow rack, PVC sleeve through for special application material handling with or without conveyor. Optional: For any specific requirement, please contact our team.

## ACCUMULATION CONVEYOR ROLLERS

Accumulation rollers have the ability to remove drive in segments or zones to allow conveyed products to stop or collect at will. These rollers are used to hold or buffer products into areas such as merges, sortation or pelletizers. We manufacture rollers to suit size of 50mm, 60mm, 76mm.



## TAPERED CONVEYOR ROLLERS

We manufacture tapered sleeve rollers to suite an inside radius of either 500mm or 1200mm. Both the sizes can be assembled with choice of bearing types to suite your requirements. Free running bearings are best suited to gravity conveyors while precision bearings are usually fitted for continuous running applications such as grooved or sprocket driven rollers.





# ROLLER MOTOR & DRIVE CONTROL CARD



## **CONVELINE 24V DC PRODUCTS**

## CONVELINE RM50 24V DC MOTOR ROLLER

### RM50 Features

- Various drive options
- Tapered rollers also available
- Optional Polyurethane sleeving
- Safe low voltage
- Wide range of speeds

### RM50 Benefits

- Small footprint
- High Throughput
- Requires One Drive
- Easy to Install
- Low Maintenance
- High Quality



## CONVELINE RC20 ROLLER CONTROL CARD

The Conveline RC20 Roller control is simple control for the Roller Motor RM50. It contains no logic (e.g. Zero pressure accumulation – ZPA) and requires external signals for operation.

To set the direction of rotation, start and breaking ramp and the speed in 15 increments, DIP switches can be of great use. Digital Inputs and outputs in the control card serve as an interface to a higher-level control. Signals allow the adjustment of the direction of rotation and speed in seven different increments.

### Application Area

- Control of rollermotor RM50 in applications without start-stop operation
- Application with PLC but without fieldbus.

### Product Features

- Speed setting (DIP switches 15x, digital Input 7x)
- Selection of direction of rotation (via DIP switches or digital Input)
- Error signal output
- Status display with LED



## ROLLER MOTOR OPTIONS AND ACCESSORIES

### Roller Sleeves

Rollers Motor and idler roller pipes can be fitted with PVC or Polyurethane sleeves.

Sleeves increase the surface friction of Roller Motors and allow them to be used in incline or decline applications. The use of Sleeves reduces the noise and provides a softer surface to help protect sensitive goods while being conveyed.

### Curve Sleeves

Conveline tapered rollers are constructed by pressing tapered sleeves onto an ordinary Roller Motor or idler roller. Mounting holes must be placed lower in the outer radius frame to compensate for the 1.8° pitch of the sleeves.

### Anti-spin bracket for Roller Motor

An anti-spin bracket is necessary to use a non-threaded hex shaft on the motor side. This helps to prevent the Motor drive from rotating in the conveyor frame. Anti-spin brackets are available in the following two options.

# Loading — Unloading Conveyor Systems


## TELESCOPIC CONVEYOR

**Save time—unload & load parcels, polybags & even tyres swiftly & ergonomically using Telescopic Conveyors**

### Details

**Width: 23" (600mm) / 31" (800mm)**

Width is determined by package size, available conveying area and application specific needs.



**Length Extended: 20ft — 40ft**

Length is determined by specific application needs.

## FLEXIBLE ROLLER CONVEYOR

### Flexible Roller Conveyors— Powered and Gravity

- Best suitable in truck loading/unloading application
- Requires less storage space when fully retracted
- Available in both mild steel and stainless-steel structure
- Weight carrying capacity up to 95 kg / meter in powered flexible conveyor system which is highest in the industry
- Powered conveyor is suitable for transfer any products at variable speed
- Less maintenance
- Self tracking design
- Mostly Used in all General Applications area
- Heavy duty 5° castor wheel
- Handles at each end of units

### OPTIONS

- Photo sensor for package stop
- Zero pressure accumulation
- Master/Slave provision to connect multiple conveyors
- Side guides






# Why CONVELINE?

Our journey began in 2012 as Conveline Systems with the initiative of providing conveyor automation solutions to the automotive industry.

Conveline Systems Private Limited was incorporated in 2014 and has always been committed to providing the highest quality conveyors and conveyor rollers to a wide range of industries such as food, pharma, FMCG, automotive, logistics & warehouse, air & cargo, post & parcel, packaging, general manufacturing, and many more industries. Our dedicated team of sales, application, design and production engineers works with our customers to ensure the products are suitable for the application and help users to improve efficiency and reduce costs.



**Modular & Custom Systems**



**Bankable Automation**



**Fastest Delivery**



**Modular & Custom Designs**



**Delivers Commitment**



**Obsession for Excellence**



**Futuristic & Scalable Integration**



**Crafted with Passion**

**10+**

Years of experience in Conveyor Automation

**3000+**

Installations of Conveyor Systems


**50+**

Dedicated Team Who can make Conveline a reliable brand

**600+**

Installations of Conveyor Projects

## They Trust Us



*Inspired by Excellence*

**Conveline**<sup>®</sup>  
*Inspired by Excellence*

**CONOVEY**

**CONOVEY**

493 Main Street East Units 1-9 Milton, ON Canada  
L9T 3J2

☎ +1 844 876 8889  
✉ [sales@conovey.com](mailto:sales@conovey.com)  
🌐 [www.conovey.com](http://www.conovey.com)

**Need Something Different?**

The CONOVEY sales team will provide you complete solution for your specific custom application.